








Attachments are available to tailor your machine to further improve safety and productivity, as well as increasing the amount of uses and returns that can be had by owning a Tracked Carrier.

		700 R/PRO	1200 R/PRO	2200 R/PRO
	Corner Posts A convenient way to support lengths of loose material. 400mm high.	●	●	●
	Tow Bar Fitted with a UK standard 50mm tow ball, other types of hitch may be fitted.	●	●	●
	Fifth Wheel & Dolly Perfect for transporting long, heavy loads. The dolly is manually steerable and gives an additional 1,000kg capacity to the machine.	-	●	●
	Rotating Platform Makes it easier to manoeuvre loads through awkward spaces. A pivot block is also available to enable use with the Dolly.	●	●	●
	Winch A compact winch which does not interfere with the carrier bed and is operated by the remote control. 1t line pull.	○	○	○
	Stair Climbing Kit Consists of a balance handle, backstop and step starters to overcome stairs.	●	●	●
	A-Frame Stillage Perfect for moving sheets of glass and other material. Under 2m high when fitted. 1.5m to 2.5m long.	-	●	●

● = Available ○ = Pro models only



Contact Us: Tracked Carriers Ltd. The Forge, 154 Maldon Road, Tiptree, Essex CO5 0PH
 Telephone: +44 (0)1621 810999 E-mail: info@trackedcarriers.co.uk Web: www.trackedcarriers.co.uk